



Cambridge International Examinations
Cambridge International General Certificate of Secondary Education



CANDIDATE
NAME

Exemplar Listening Paper - SHELLS

CENTRE
NUMBER

--	--	--	--	--

CANDIDATE
NUMBER

--	--	--	--	--



FRENCH

Paper 1 Listening

0520/12

May/June 2015

Candidates answer on the Question Paper.

No Additional Materials are required.

READ THESE INSTRUCTIONS FIRST

Write your Centre number, candidate number and name on all the work you hand in.
Write in dark blue or black pen.
Do not use staples, paper clips, glue or correction fluid.
DO NOT WRITE IN ANY BARCODES.

Answer **all** questions in **Section 1, Section 2 and Section 3.**

The number of marks is given in brackets [] at the end of each question or part question.

The syllabus is approved for use in England, Wales and Northern Ireland as a Cambridge International Level 1/Level 2 Certificate.

This document consists of 11 printed pages and 1 blank page.

BLANK PAGE

Permission to reproduce items where third-party owned material protected by copyright is included has been sought and cleared where possible. Every reasonable effort has been made by the publisher (UCLES) to trace copyright holders, but if any items requiring clearance have unwittingly been included, the publisher will be pleased to make amends at the earliest possible opportunity.

To avoid the issue of disclosure of answer-related information to candidates, all copyright acknowledgements are reproduced online in the Cambridge International Examinations Copyright Acknowledgements Booklet. This is produced for each series of examinations and is freely available to download at www.cie.org.uk after the live examination series.

Cambridge International Examinations is part of the Cambridge Assessment Group. Cambridge Assessment is the brand name of University of Cambridge Local Examinations Syndicate (UCLES), which is itself a department of the University of Cambridge.

Section 1

Exercice 1 Questions 1-8

Dans cette section de l'épreuve, vous allez entendre une série de remarques ou de courts dialogues que vous pourriez entendre dans des pays francophones.

Pour chaque question indiquez la réponse qui convient le mieux en cochant la case **A**, **B**, **C** ou **D**.

Vous allez entendre chaque remarque ou dialogue deux fois.

Vous allez passer des vacances, en France, chez votre amie Elisabeth. Vous arrivez à l'aéroport.

1 Elisabeth vous téléphone. Elle dit:

Combien de minutes de retard a Elisabeth?





- A** 15 minutes
- B** 20 minutes
- C** 25 minutes
- D** 30 minutes

→ Revise numbers, especially
 5 / 15 / 50
 3 / 13 / 30
 10 / 12

[1]

2 Elisabeth arrive à l'aéroport. Elle vous téléphone. Elle dit:

Où se trouve Elisabeth?

<input type="checkbox"/> A		<input type="checkbox"/> B		<input type="checkbox"/> C		<input type="checkbox"/> D	
-----------------------------------	---	-----------------------------------	---	-----------------------------------	--	-----------------------------------	---


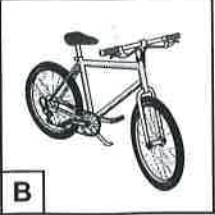


[1]

↓
 Revise prepositions
 on ⇒ sur
 under ⇒ sous
 behind ⇒ derrière
 in front of ⇒ devant / en face de
 etc.
 next to = à côté

3 Vous allez chez Elisabeth. Elle dit:

Comment allez-vous chez Elisabeth?

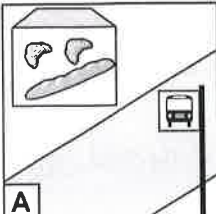
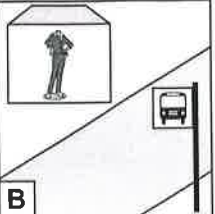
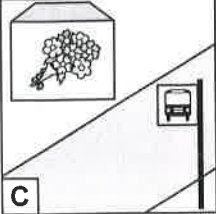
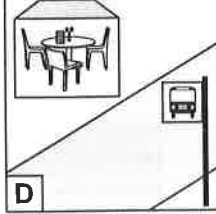
Reuse means of transport

A				
B				
C				
D				

[1]

4 Vous demandez à la réceptionniste comment aller au centre commercial. Elle dit:

Où est l'arrêt d'autobus?


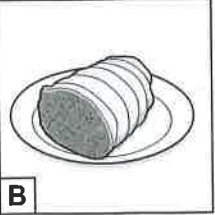
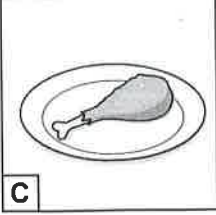

A				
B				
C				
D				

[1]

5 Plus tard, le père d'Elisabeth dit:

Qu'est-ce que vous allez manger ce soir?

Reuse food items,

A				
B				
C				
D				

[1]

*eau = water
lait = milk*

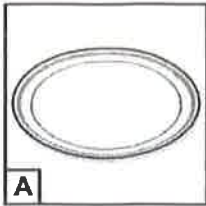
*mainly :
viande = meat
soupe/potage = soup
poisson = fish
poulet = chicken*

6 Après le dîner, Elisabeth dit:

une cuillère = a spoon

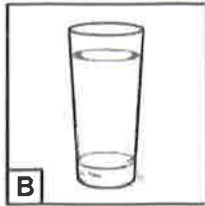
Qu'est-ce qu'Elisabeth vous demande de ranger?

- A
- B
- C
- D



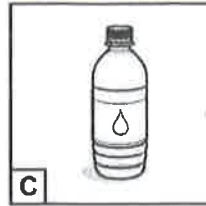
A

assiette



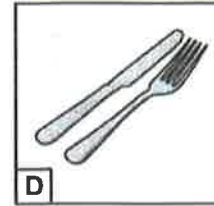
B

verre



C

bouteille



D

couverts

*(couteau = knife)
fourchette = fork*

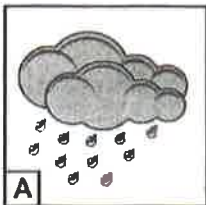
[1]

7 Après le dîner, vous écoutez la météo à la radio. Vous entendez:

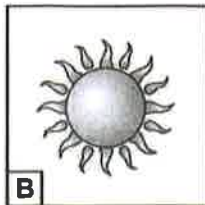
Quel temps fera-t-il demain?

il fait du brouillard

- A
- B
- C
- D



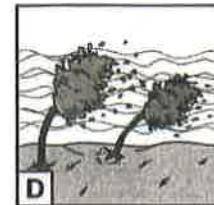
A



B



C



D

il fait du vent

Revisé the weather :

il pleut = it's raining [1]

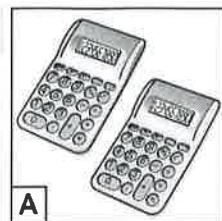
il fait du soleil = it's sunny

8 Le lendemain, vous faites des courses dans un grand magasin. Vous entendez une annonce:

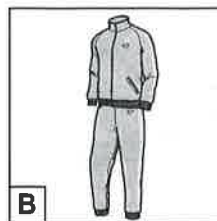
Qu'est-ce qui est en promotion ce matin?

what is on special offer ?

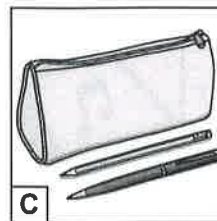
- A
- B
- C
- D



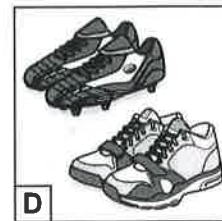
A



B



C



D

[1]

[Total : 8]

Exercice 2 Questions 9–15

Vous allez entendre, deux fois, une annonce pour un séjour dans un centre de vacances.

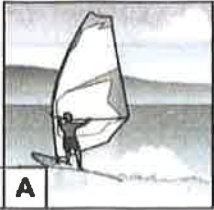
Pendant que vous écoutez l'annonce, répondez **en français** et cochez les cases appropriées. Il y a une pause dans l'annonce.

Vous avez d'abord quelques secondes pour étudier les notes.


Séjour à Vauclin, en Martinique

9 Dates du séjour: 18 au 27 ...mars..... ← learn the months of the year [1]


10 Activité le matin...: (cochez 1 case)



A




B



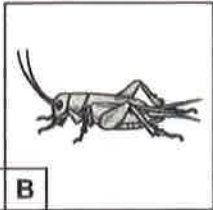
C

Pay attention. Choose an activity that is done in the morning

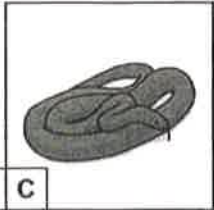
11 Vendredi, le guide va montrer...: (cochez 1 case)



A



B




C


the guide will show

animals to know: chien, chat, lapin, cheval, oiseau, poisson, serpent


12 Activité le samedi...: (cochez 1 case)



A



B



C

[1]

[PAUSE]

is situated 7

13 Le centre de vacances se trouve dans...: (cochez 1 case)

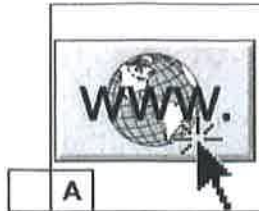
A ^{North} le nord de la Martinique

B ^{East} l'est de la Martinique

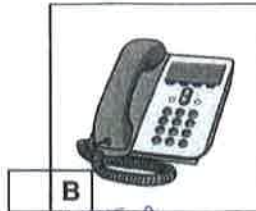
C ^{South} le sud de la Martinique

[1]

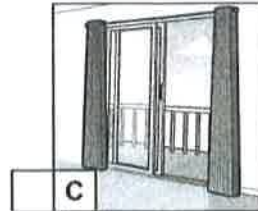
14 Les chambres ont...: (cochez 1 case)



A internet



B telephone



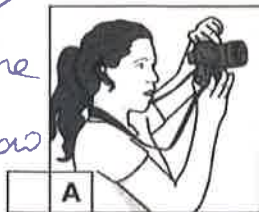
C balcon

↑ A French island. Have a look at a map of all the French-speaking countries, French overseas territories, etc to familiarise yourself with their names.


[1]

15 Pour participer, il faut savoir...: (cochez 1 case)

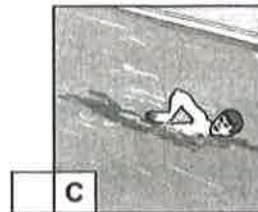
To take part, one must know how to ...



A faire des photos



B cuisiner



C nager

[1]

[Total : 7]

In this section, you will not always hear the same key words as the ones in the statement. Listen for synonyms and equivalent expressions.

Exercice 1 Question 16

Vous allez entendre, deux fois, quatre jeunes qui parlent de leurs loisirs. Pendant que vous écoutez les jeunes, cochez (✓) les cases si les affirmations sont vraies.

Tick the correct statements.
Cochez **seulement 6 cases** (✓✓✓✓✓✓). *Tick only 6 boxes.*

Vous avez d'abord quelques secondes pour lire les affirmations.

Key vocabulary to reuse: High-frequency verbs.

- Anne**
- (a) Pour Anne, lire c'est oublier le stress de la journée scolaire.
 - (b) Anne préfère les livres d'aventure.
 - (c) Selon Anne, pour être un bon écrivain, il faut être patient.

- Frédéric**
- (d) La maison de Frédéric est tout près des pistes de ski.
 - (e) Frédéric a commencé à skier l'année dernière.
 - (f) En hiver, Frédéric fait du ski tous les jours.

- Christelle**
- (g) Cette année, Christelle a découvert les bandes dessinées.
 - (h) Grâce à une amie, Christelle a commencé à faire ses propres bandes dessinées.
 - (i) À l'avenir, Christelle voudrait travailler comme dessinatrice. — FUTURE

- Etienne**
- (j) L'année dernière, Etienne a participé à une compétition avec son équipe.
 - (k) La passion d'Etienne lui donne la chance de voyager.
 - (l) Etienne a l'intention de faire des jeux vidéo son métier. — FUTURE

[Total : 6]

↑
Also pay attention to the tense of the statement.

BLANK PAGE

Permission to reproduce items where third-party owned material protected by copyright is included has been sought and cleared where possible. Every reasonable effort has been made by the publisher (UCLES) to trace copyright holders, but if any items requiring clearance have unwittingly been included, the publisher will be pleased to make amends at the earliest possible opportunity.

To avoid the issue of disclosure of answer-related information to candidates, all copyright acknowledgements are reproduced online in the Cambridge International Examinations Copyright Acknowledgements Booklet. This is produced for each series of examinations and is freely available to download at www.cie.org.uk after the five examination series.

Cambridge International Examinations is part of the Cambridge Assessment Group. Cambridge Assessment is the brand name of University of Cambridge Local Examinations Syndicate (UCLES), which is itself a department of the University of Cambridge.